

Submission to the Special Committee on Electoral Reform

The Simcoe North Federal Liberal Electoral District Association (Simcoe North Federal Liberals) wishes to thank the Special Committee on Electoral Reform for providing an opportunity for organizations like ours to make a submission on the important matter of electoral reform.

At its meeting of September 15th, 2016, the Simcoe North Federal Liberals passed a resolution indicating that:

- We support electoral reform, and not the status quo;
- We endorse the five principles guiding the work of the Special Committee; and
- We wish to see ‘made in Canada’ electoral reform that respects our diversity and geography, and borrows from the best electoral systems around the world, in place on time for the 2019 federal election.

Submission to the Special Committee on Electoral Reform

To assist the Special Committee in its work, the Simcoe North Federal Liberals conducted an anonymous online survey of Simcoe North residents between September 20th, 2016, and October 5th, 2016. The survey was designed to find out where residents stand on various questions pertaining to electoral reform. The survey tool prevented more than one survey from being completed on the same device.

The survey was disseminated via a variety of means including traditional media (two newspaper stories), Facebook posts and shares, email, and word of mouth.

Participation in the survey was robust, and there was representation from all eight municipalities and both First Nations comprising the Electoral District of Simcoe North.

In total, 566 residents of Simcoe North participated in the survey, and there were 458 completed responses. The following is an overview:

- On the First-Past-the-Post (FPP) system of balloting:
 - 22% said leave it the way it is
 - 78% said replace it

Submission to the Special Committee on Electoral Reform

- 85% are either very familiar or somewhat familiar with Proportional Representation (PR) and/or Ranked Balloting (RB), 15% said they were not at all familiar
- 80% feel that PR represents an improvement over FPP, 20% do not
- 79% feel that RB represents an improvement over FPP, 21% do not
- As for which of the alternatives to FPP is the best one to pursue at this time, respondents said:
 - RB 45%
 - PR 55%
- 78% support Electronic Voting at Polling Places as an alternative to the paper ballot, 22% oppose
- 69% support Electronic Voting Online where electors vote by inputting a Personal Identification Number (PIN) via a computer or mobile device, 31% oppose
- 32% support lowering the Voting Age to 16, 68% oppose
- 10% support lowering the Voting Age to 14, 90% oppose

Submission to the Special Committee on Electoral Reform

- Mandatory Voting is supported by 50% of respondents, 50% are opposed
- Election Campaigns of Fixed Length is supported by 90%, 10% are opposed
- 97% support Increased Powers for Elections Canada to investigate questionable election practices, 3% oppose
- 95% support Increased Powers for Elections Canada to educate Canadians on our electoral system in order to encourage voting, 5% oppose
- 39% support Government subsidies to registered political parties based on the number of votes they received in the last general election, 61% oppose
- 7% support longer election campaigns, 93% oppose
- 6% support higher spending limits for longer election campaigns, 94% oppose

The Simcoe North Federal Liberals wish to thank the Special Committee on Electoral Reform for receiving our submission. We hope that the findings of our survey of residents of Simcoe North will provide the Committee with useful input in developing its recommendations. The full survey report follows:

Survey on Electoral Reform

Conducted by the Simcoe North Federal Liberals
Between September 20th and October 5th, 2016

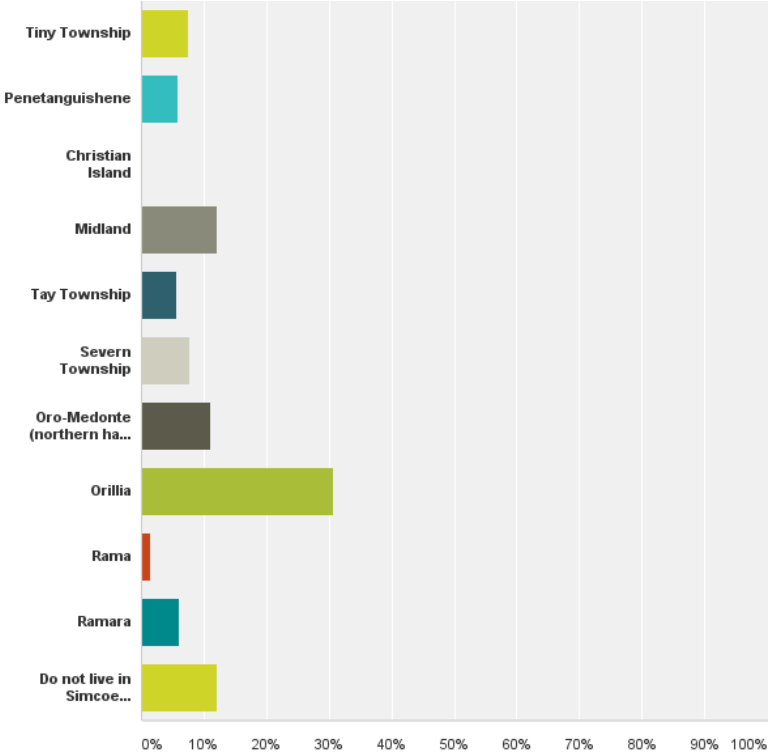
651

Total Responses

Complete Responses: 458

Q1: Please indicate where you live within Simcoe North.

Answered: 644 Skipped: 7



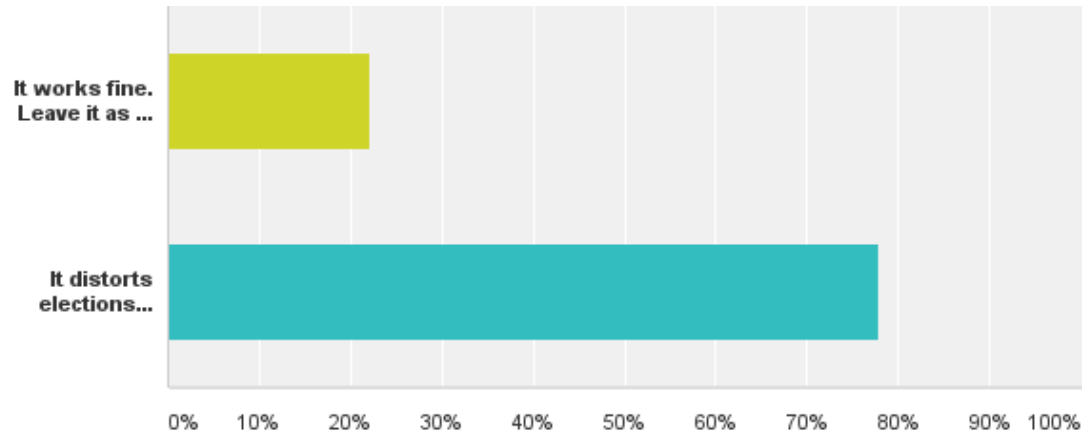
Q1: Please indicate where you live within Simcoe North.

Answered: 644 Skipped: 7

Answer Choices	Responses	
Tiny Township	7.45%	48
Penetanguishene	5.75%	37
Christian Island	0.16%	1
Midland	12.11%	78
Tay Township	5.59%	36
Severn Township	7.76%	50
Oro-Medonte (northern half approximately is in Simcoe North)	11.02%	71
Orillia	30.59%	197
Rama	1.40%	9
Ramara	6.06%	39
Do not live in Simcoe North(please specify where you do live)	12.11%	78
Total		644

Q2: What is your view of the current First Past the Post (FPP) system of balloting?

Answered: 535 Skipped: 116



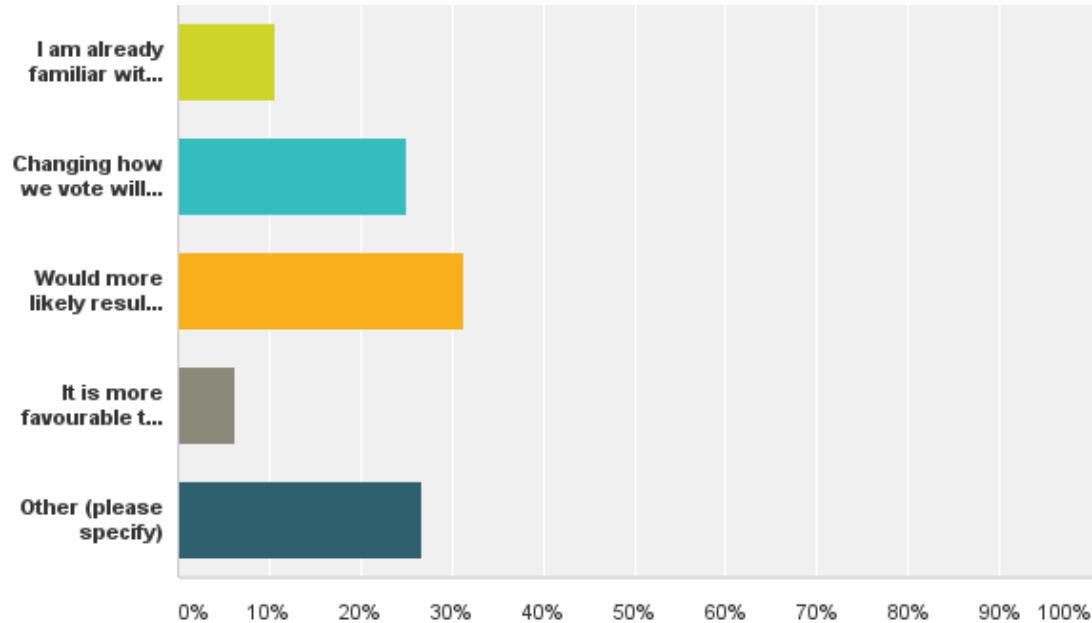
Q2: What is your view of the current First Past the Post (FPP) system of balloting?

Answered: 535 Skipped: 116

Answer Choices	Responses
It works fine. Leave it as it is.	22.06% 118
It distorts elections results. Replace it with one of the options for electoral reform that are under consideration.	77.94% 417
Total	535

Q3: What is your Main Reason for choosing to retain the First Past the Post (FPP) method of balloting?

Answered: 112 Skipped: 539



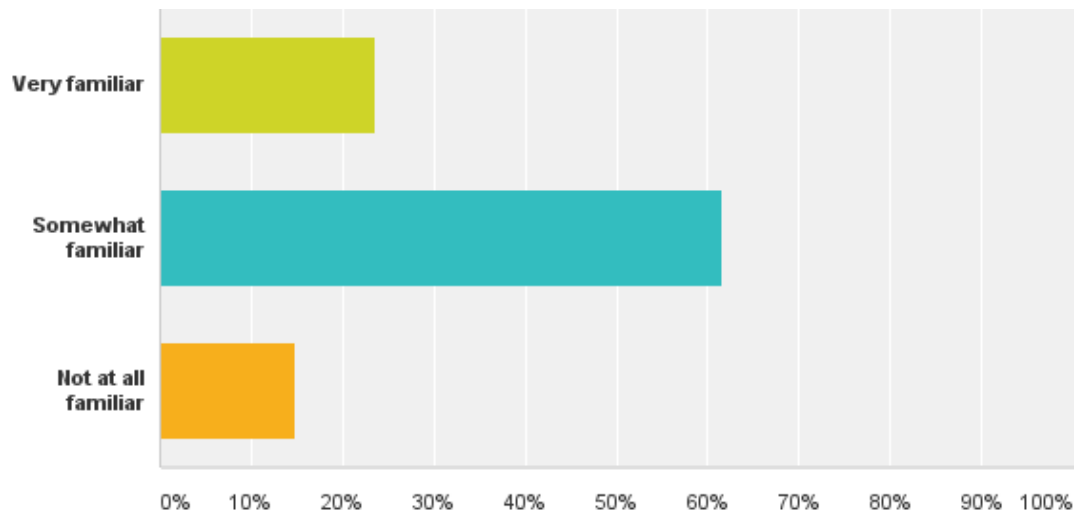
Q3: What is your Main Reason for choosing to retain the First Past the Post (FPP) method of balloting?

Answered: 112 Skipped: 539

Answer Choices	Responses
I am already familiar with it (prefer not to have to learn something new)	10.71% 12
Changing how we vote will confuse electors	25.00% 28
Would more likely result in majority governments which is better for Canada	31.25% 35
It is more favourable to the party I support than the two other voting options under consideration	6.25% 7
Other (please specify)	26.79% 30
Total	112

Q4: How familiar are you with the two main options for electoral reform, Proportional Representation (PR) and Ranked Balloting (RB)?

Answered: 390 Skipped: 261



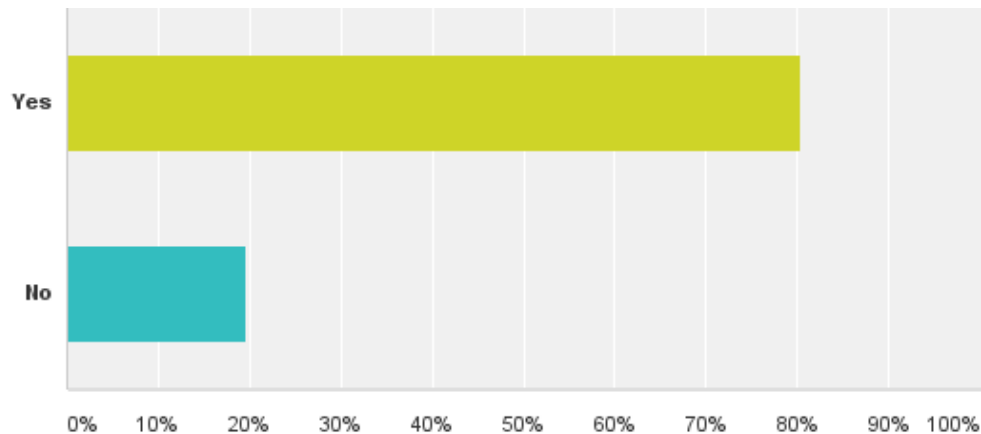
Q4: How familiar are you with the two main options for electoral reform, Proportional Representation (PR) and Ranked Balloting (RB)?

Answered: 390 Skipped: 261

Answer Choices	Responses	
Very familiar	23.59%	92
Somewhat familiar	61.54%	240
Not at all familiar	14.87%	58
Total		390

Q5: Do you feel that Proportional Representation (PR) represents an improvement over First Past the Post (FPP)?

Answered: 387 Skipped: 264



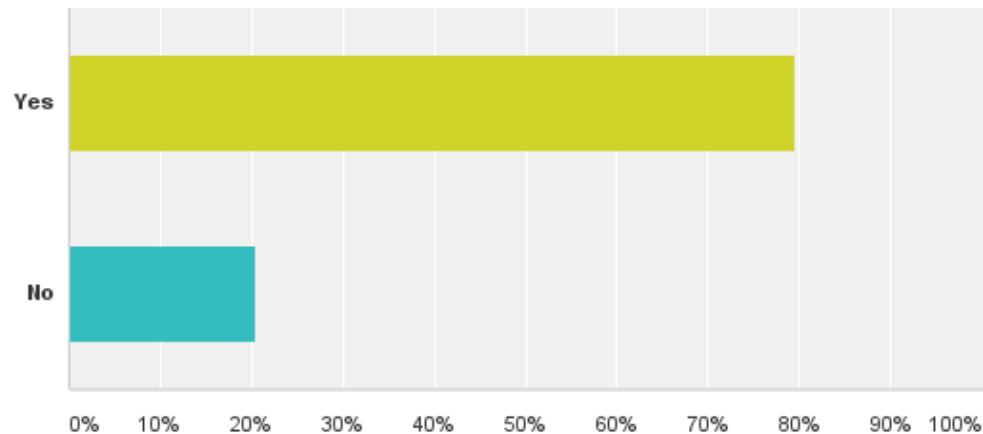
Q5: Do you feel that Proportional Representation (PR) represents an improvement over First Past the Post (FPP)?

Answered: 387 Skipped: 264

Answer Choices	Responses	
Yes	80.36%	311
No	19.64%	76
Total		387

Q6: Do you feel that the Ranked Ballot (RB) represents an improvement over the First Past the Post (FPP) ballot?

Answered: 385 Skipped: 266



Q6: Do you feel that the Ranked Ballot (RB) represents an improvement over the First Past the Post (FPP) ballot?

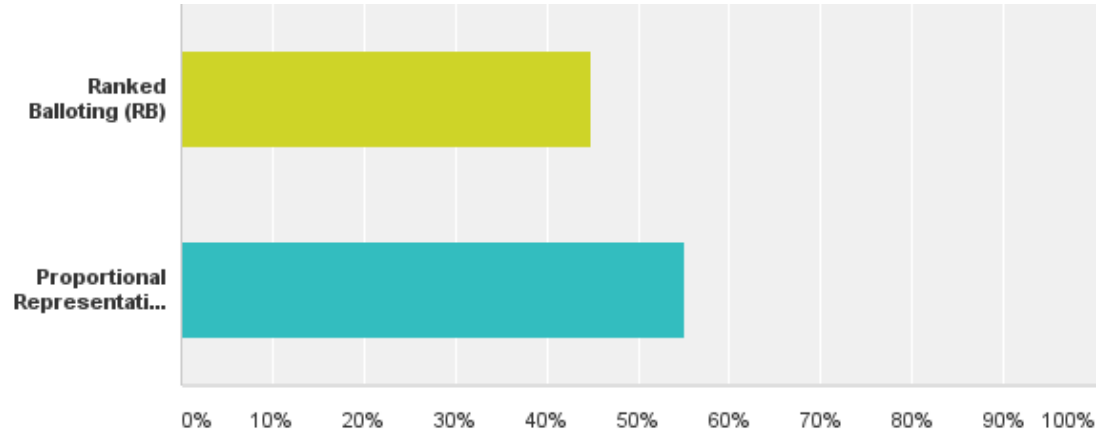
Answered: 385 Skipped: 266

Answer Choices	Responses	
Yes	79.48%	306
No	20.52%	79
Total		385

Q7: What electoral reform option do you feel is the best one to pursue at this time?

- **Proportional Representation (PR), which most accurately reflects the popular will of Canadians, but is more complicated; or**
- **Ranked Balloting (RB), which better reflects the popular will of Canadians, and is easier to understand and implement**

Answered: 392 Skipped: 259



Q7: What electoral reform option do you feel is the best one to pursue at this time?

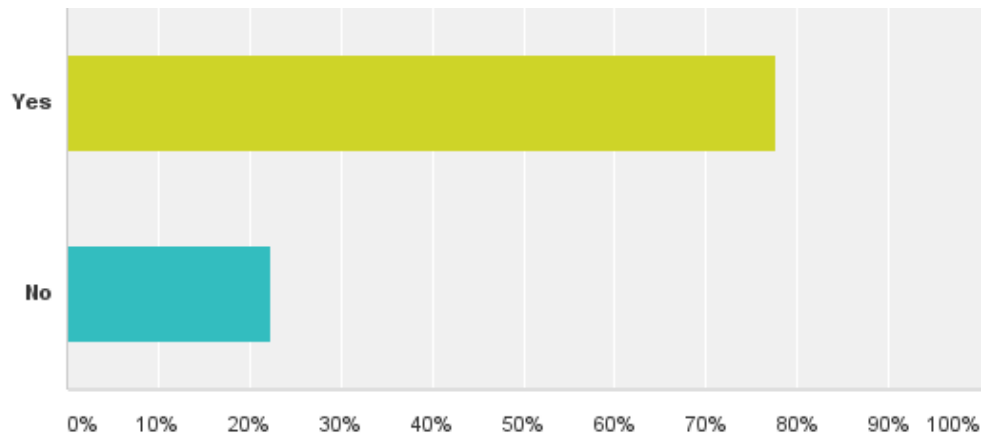
- Proportional Representation (PR), which most accurately reflects the popular will of Canadians, but is more complicated; or
- Ranked Balloting (RB), which better reflects the popular will of Canadians, and is easier to understand and implement

Answered: 392 Skipped: 259

Answer Choices	Responses	
Ranked Balloting (RB)	44.90%	176
Proportional Representation (PR)	55.10%	216
Total		392

Q8: Would you support Electronic Voting at Polling Places as an alternative to the paper ballot?

Answered: 497 Skipped: 154



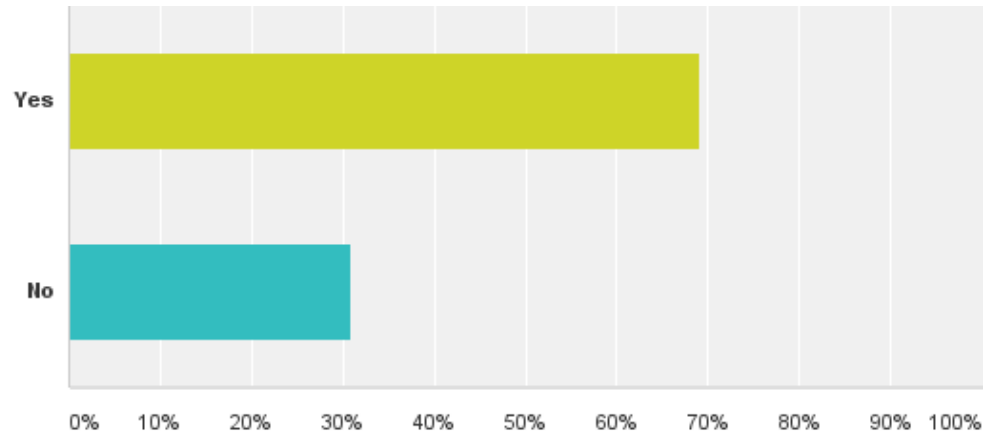
Q8: Would you support Electronic Voting at Polling Places as an alternative to the paper ballot?

Answered: 497 Skipped: 154

Answer Choices	Responses	
Yes	77.67%	386
No	22.33%	111
Total		497

Q9: Would you support Electronic Voting Online where electors vote by inputting a Personal Identification Number (PIN) via a computer or mobile device?

Answered: 497 Skipped: 154



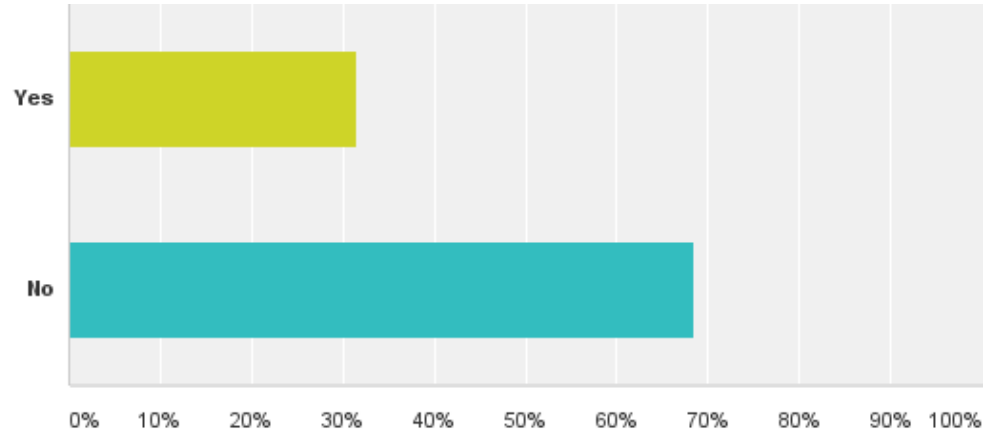
Q9: Would you support Electronic Voting Online where electors vote by inputting a Personal Identification Number (PIN) via a computer or mobile device?

Answered: 497 Skipped: 154

Answer Choices	Responses	
Yes	69.01%	343
No	30.99%	154
Total		497

Q10: Would you support lowering the Voting Age to 16?

Answered: 498 Skipped: 153



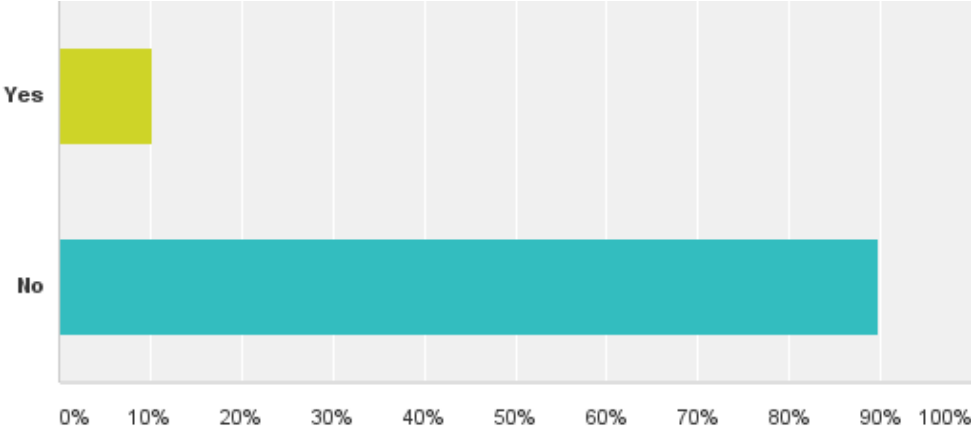
Q10: Would you support lowering the Voting Age to 16?

Answered: 498 Skipped: 153

Answer Choices	Responses	
Yes	31.53%	157
No	68.47%	341
Total		498

Q11: Would you support lowering the Voting Age to 14?

Answered: 158 Skipped: 493



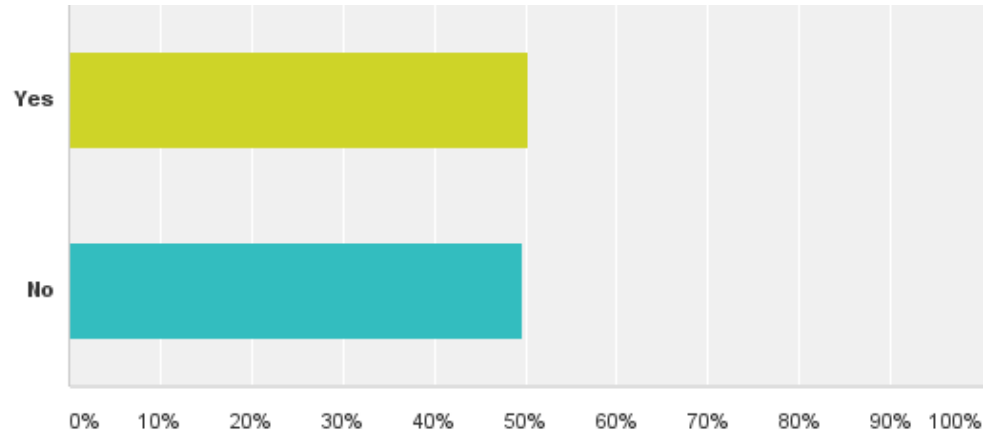
Q11: Would you support lowering the Voting Age to 14?

Answered: 158 Skipped: 493

Answer Choices	Responses
Yes	10.13% 16
No	89.87% 142
Total	158

Q12: Do you support Mandatory Voting?

Answered: 494 Skipped: 157



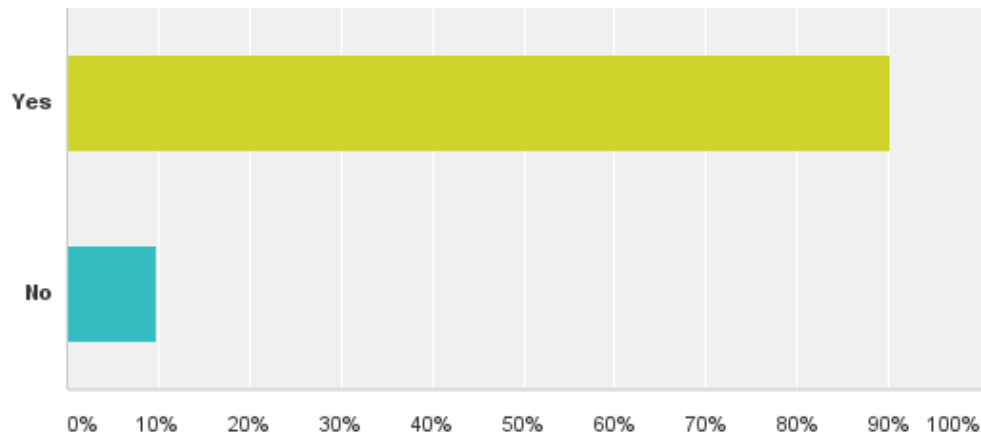
Q12: Do you support Mandatory Voting?

Answered: 494 Skipped: 157

Answer Choices	Responses	
Yes	50.40%	249
No	49.60%	245
Total		494

Q13: Do you support election campaigns of Fixed Length (rather than the Prime Minister deciding how long the election writ period will be)?

Answered: 497 Skipped: 154



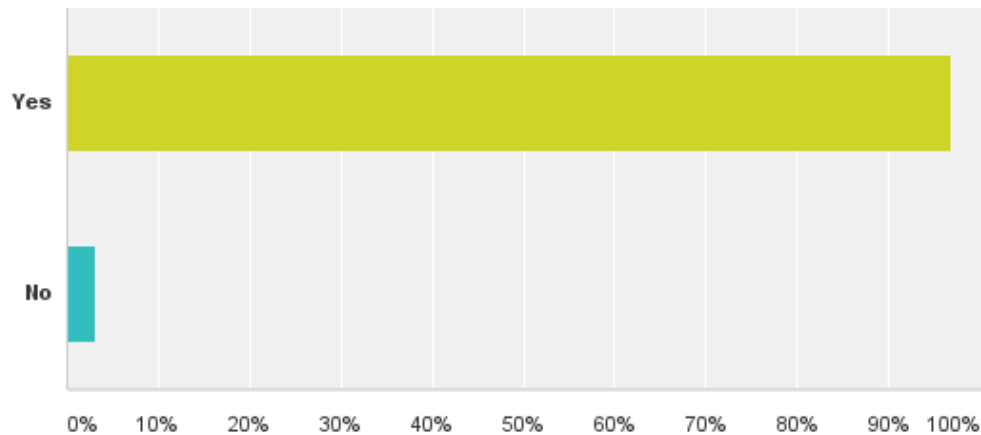
Q13: Do you support election campaigns of Fixed Length (rather than the Prime Minister deciding how long the election writ period will be)?

Answered: 497 Skipped: 154

Answer Choices	Responses	
Yes	90.14%	448
No	9.86%	49
Total		497

Q14: Do you support Increased Powers for Elections Canada to investigate questionable election practices?

Answered: 494 Skipped: 157



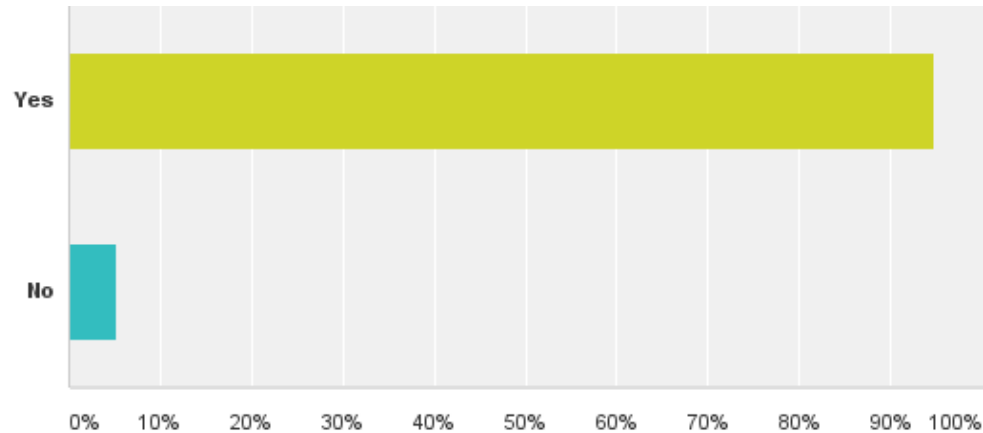
Q14: Do you support Increased Powers for Elections Canada to investigate questionable election practices?

Answered: 494 Skipped: 157

Answer Choices	Responses	
Yes	96.96%	479
No	3.04%	15
Total		494

Q15: Do you support Increased Powers for Elections Canada to educate Canadians on our electoral system in order to encourage voting?

Answered: 494 Skipped: 157



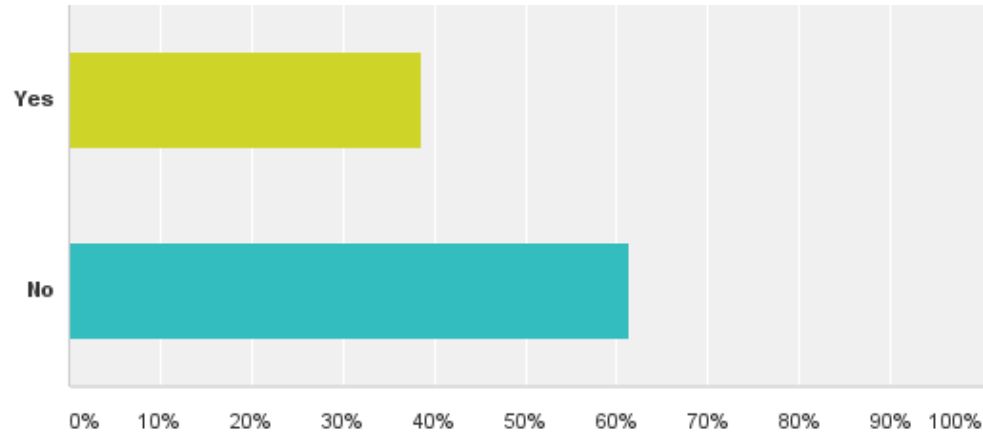
Q15: Do you support Increased Powers for Elections Canada to educate Canadians on our electoral system in order to encourage voting?

Answered: 494 Skipped: 157

Answer Choices	Responses	
Yes	94.74%	468
No	5.26%	26
Total		494

Q16: Do you support Government subsidies to registered political parties based on the number of votes they received in the last general election?

Answered: 490 Skipped: 161



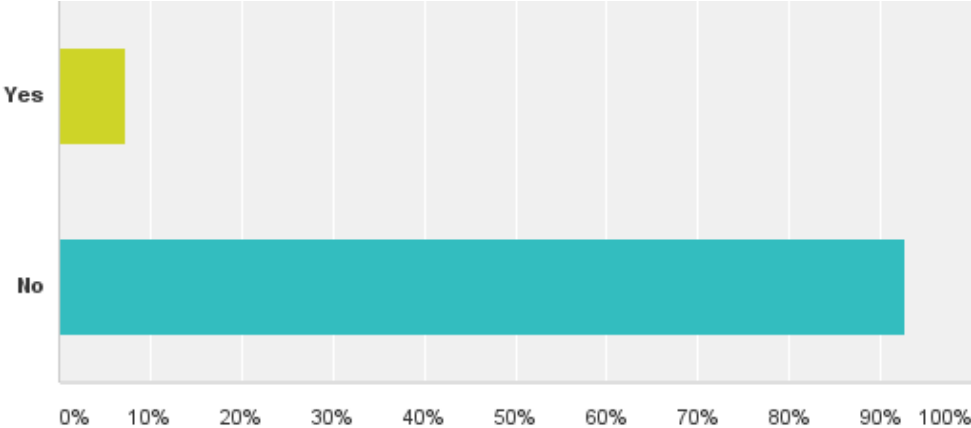
Q16: Do you support Government subsidies to registered political parties based on the number of votes they received in the last general election?

Answered: 490 Skipped: 161

Answer Choices	Responses
Yes	38.57% 189
No	61.43% 301
Total	490

Q17: Do you support longer election campaigns?

Answered: 497 Skipped: 154



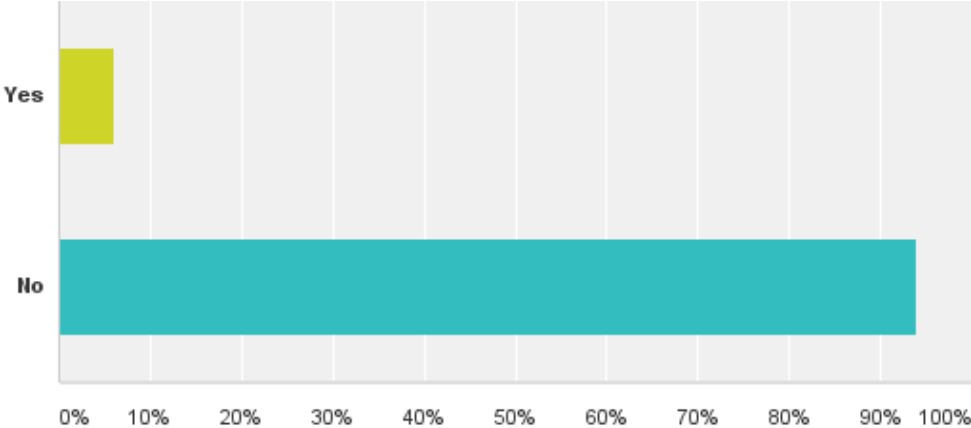
Q17: Do you support longer election campaigns?

Answered: 497 Skipped: 154

Answer Choices	Responses	
Yes	7.24%	36
No	92.76%	461
Total		497

Q18: Do you support higher spending limits for longer election campaigns?

Answered: 491 Skipped: 160



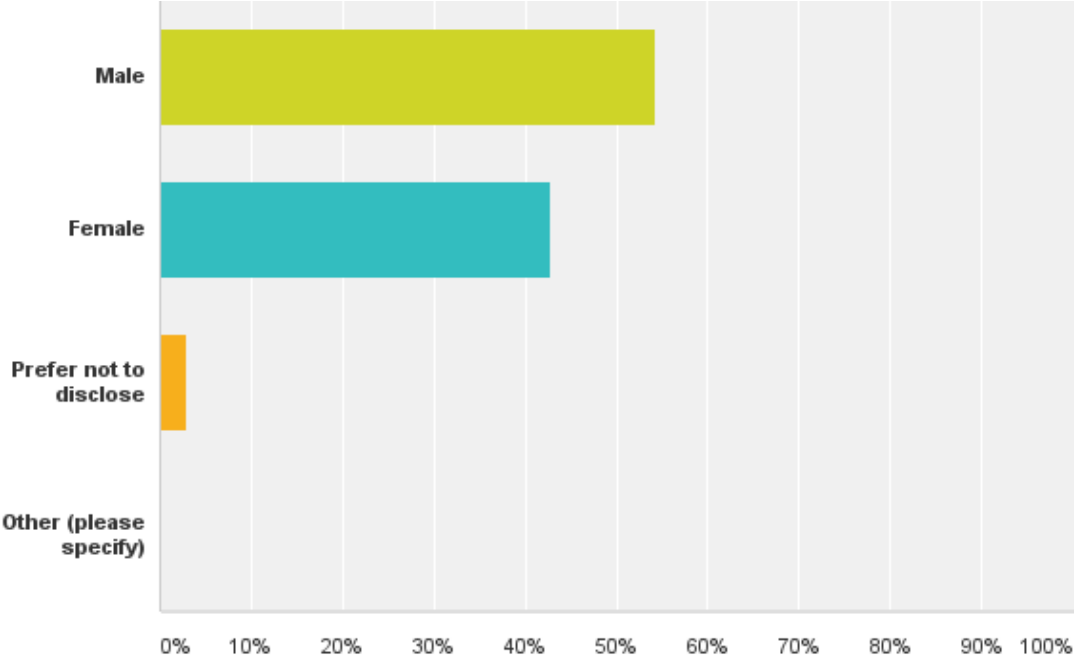
Q18: Do you support higher spending limits for longer election campaigns?

Answered: 491 Skipped: 160

Answer Choices	Responses
Yes	6.11% 30
No	93.89% 461
Total	491

Q20: Please tell us your gender:

Answered: 490 Skipped: 161



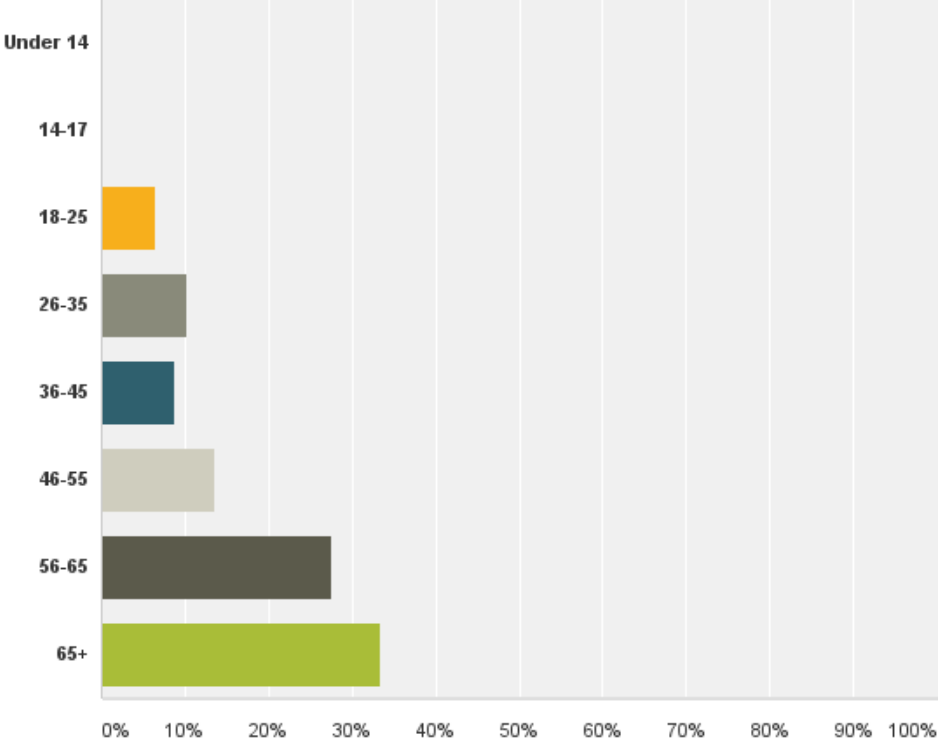
Q20: Please tell us your gender:

Answered: 490 Skipped: 161

Answer Choices	Responses	
Male	54.29%	266
Female	42.86%	210
Prefer not to disclose	2.86%	14
Other (please specify)	0.00%	0
Total		490

Q21: Please tell us your age range:

Answered: 490 Skipped: 161



Q21: Please tell us your age range:

Answered: 490 Skipped: 161

Answer Choices	Responses
Under 14	0.00% 0
14-17	0.00% 0
18-25	6.53% 32
26-35	10.20% 50
36-45	8.78% 43
46-55	13.47% 66
56-65	27.55% 135
65+	33.47% 164
Total	490