

# Proportional-First-Past-the-Post

## A Canadian model of proportional representation

(For further detail see Robert Ring's Master's thesis at [pfftp.com](http://pfftp.com) )

### What it is and why it's needed:

- A simple, candidate-centred “mixed” electoral system designed for Canada.
- Minimizes “top-up” region size without compromising proportionality.
- Uses an easily-understood, **percentage point formula** for allocating “top-up” seats.
- Through the transferring-up of leftover percentage points, virtually all first-choice votes are effective—even in small provinces **and** while maintaining single-member ridings in Labrador, Yukon, Nunavut, and the Northwest Territories.
- No lists required. The system is candidate-centred as “top-up” seats are filled by the most popular candidates not already elected, based on percent of the vote in their own riding.
- No need for artificial thresholds to limit small parties (as in other systems)—only “significant” small parties would be successful as they would have to run candidates in order to receive points.
- Fair to Canadians from all provinces and territories, rural or urban—other electoral systems settle for less-than-ideal outcomes for rural areas and less-populous provinces.
- Increases voter choice and promotes gender equity as parties run two candidates per riding.

### How it works:

> **Single-Member Ridings:** half the seats are filled in local, **single-member ridings** by **party plurality**:

- Parties run two candidates in each riding.
- The party with the most votes in the riding (**party plurality**) wins the seat.
- The top candidate from that party is elected.

> **Overlapping Regions:** the remaining seats are filled by members elected to represent **overlapping regions**:

- Overlapping regions encompass 4-6 ridings (such as a small province).

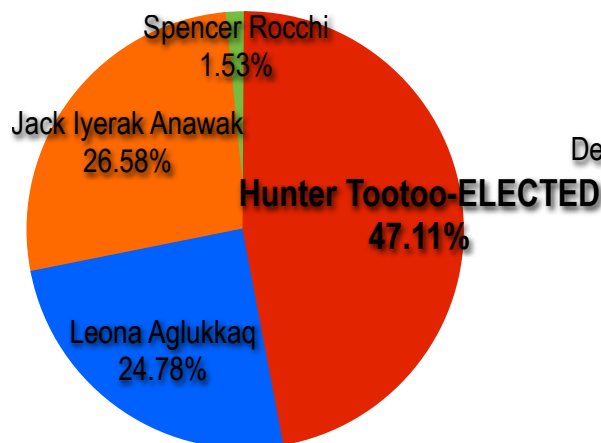
> **Percentage Points and Electing Members in Overlapping Regions**

- “**Percentage points**” are totalled for each party in every riding (i.e. 1% of the vote in a riding equals 1 percentage point).
- **The percentage point formula: 1 Seat = 50 percentage points.**
- Percentage points are transferred and pooled from every single-member riding to its overlapping region.
- A party that does not win a riding transfers all their percentage points.
- A party that wins a riding with more than 50% of the vote in a riding, transfers their excess points (excess points = more than 50).
- A party that wins a riding with less than 50 percent of the votes in a riding transfers a negative number of percentage points.
- A maximum of 2 members are elected from each riding.
- After seats are awarded for every **full 50 points**, instead of rounding, **leftover points are transferred** to a larger, overlapping region (such as Atlantic Canada), the **key** to keeping proportionality high and region size low.

# “The North”, 2015

## Proportional-First-Past-the-Post simulation

### Nunavut



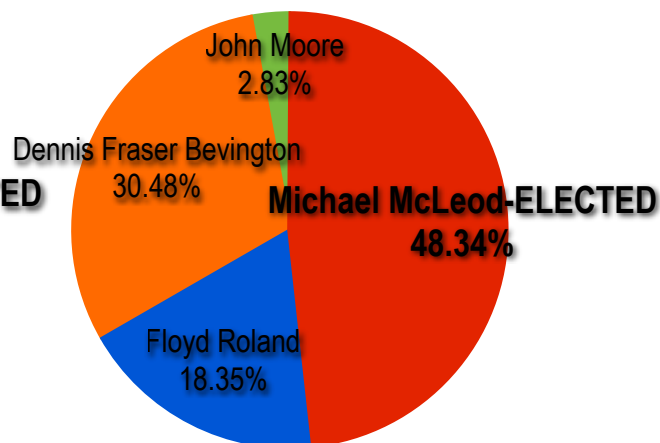
#### Nunavut results:

Liberal: 47.11% (**Hunter Tootoo elected**;  
-2.89 points)  
 Conservative: 24.78% (+24.78 points)  
 NDP: 26.58% (+26.58 points)  
 Green: 1.53% (+1.53 points)

#### Pooling points in regions:

\*Parties win 1 seat for every 50 points.  
 \*Candidate with the highest percentage of votes in their riding wins the region seat.  
 \*Leftover votes are transferred to the nation-wide region.

### Northwest Territories



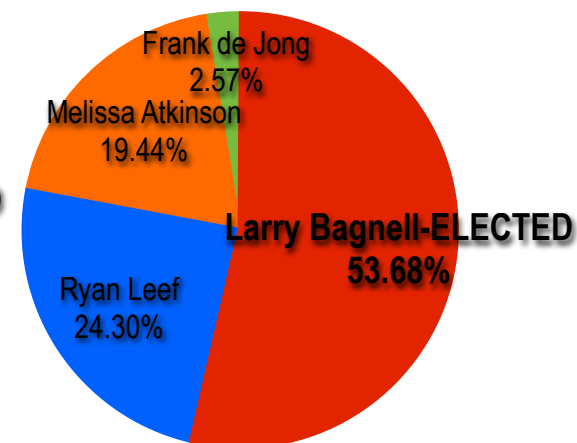
#### Northwest Territories results:

Liberal: 48.34% (**Michael McLeod elected**;  
-1.66 points)  
 Conservative: 18.35% (+18.35 points)  
 NDP: 30.48% (+30.48 points)  
 Green: 2.83% (+2.83 points)

#### “The North” Region results:

NDP: 76.50 = **1 seat** (Dennis Fraser Bevington) + 26.50 points transferred.  
 Conservative: 67.43 = **1 seat** (Leona Aglukkaq) + 17.43 points transferred.  
 Liberal: -0.87 points.  
 Green: +6.93 points transferred.

### Yukon



#### Yukon results:

Liberal: 53.68% (**Larry Bagnell elected**;  
+3.68 points)  
 Conservative: 24.30% (+24.30 points)  
 NDP: 19.44% (+19.44 points)  
 Green: 2.57% (+2.57 points)

\*Simulation based on actual 2015 election results. Parties would run **two candidates per riding** and riding seats would be awarded by **party plurality**.

\*For further detail see Robert Ring's Master's thesis at pfptp.com

# **Proportional-First-Past-the-Post**

## **A Canadian model of proportional representation**

(For further detail see Robert Ring's Master's thesis at [pfftp.com](http://pfftp.com) )

### **Atlantic Region simulation, 2015**

- Attached simulation is based on 2015 federal election results
- 2 ridings have been combined to form 1 larger riding
- 2 candidates per party run in each riding
- the simulation shows the process of electing members and the transfer of points from smaller regions into larger regions
  - first, 1 member is elected in each riding and that party's excess/negative points are transferred to the larger provincial region
  - then, provincial members are elected and leftover points are transferred to the larger atlantic region
  - finally, Atlantic region members are elected and leftover points are transferred to the larger national region where points are pooled from other regions of the country to fill the remaining seats by electing national members.

For example, consider the riding of St. John's East & St. John's South-Mount Pearl.

#### **Step 1 - electing in the single-member riding**

- the party with the most points is the Liberal party at 52.29%
- the top Liberal candidate is elected - Seamus O'Regan
- the excess 2.29 points are transferred to the Newfoundland & Labrador Region
- unused points from the other parties are transferred to the Newfoundland & Labrador Region: Conservatives transfer 5.56 points; NDP transfers 41.03 points; Green transfers 0.97 points; and Communist transfers 0.16 points

#### **Step 2 - electing in the Newfoundland & Labrador region**

- NDP has 74.76 pooled points - Jack Harris is the top NDP candidate, Jack Harris is elected. Excess 24.76 points are transferred to the Atlantic Region.
- Liberals have 67.36 pooled points - Scott Simms is the top Liberal candidate remaining, Scott Simms is elected. Excess 17.37 points are transferred to the Atlantic Region.
- unused points from the other parties are transferred to the Atlantic Region: Conservatives transfer 44.45 points; Green transfers 3.44 points; Communist transfers 0.16 points; and Forces et Démocratie transfers 0.11 points.

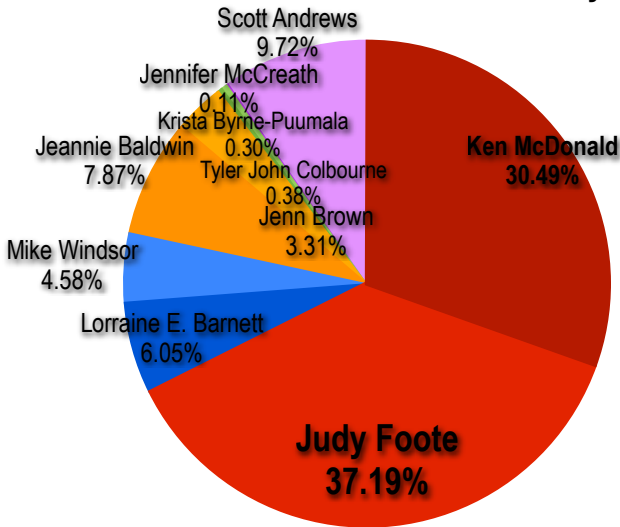
#### **Step 3 - electing in the Atlantic region**

- points are pooled from each Atlantic province and members are elected to the Atlantic Region.
- (see Atlantic Region Results for the details and transfer of leftover points to the National Region)

# Newfoundland and Labrador, 2015

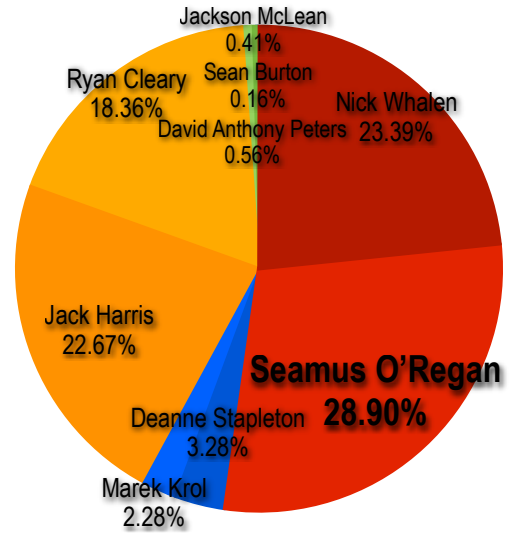
## Proportional-First-Past-the-Post simulation

### Avalon & Bonavista-Burin-Trinity



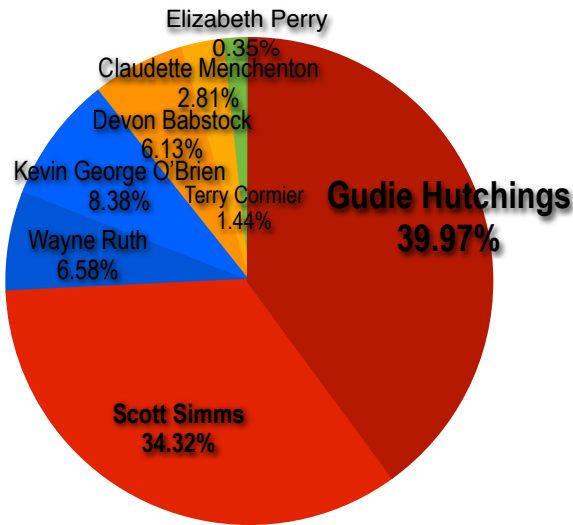
Liberal: 67.68% (**Judy Foote**; +17.68 points)  
 Conservative: 10.63% (+10.63 points)  
 NDP: 11.18% (+11.18 points)  
 Green: 0.68% (+0.68 points)  
 Forces et Démocratie: 0.11% (+0.11 points)

### St. John's East & St. John's South-Mount Pearl



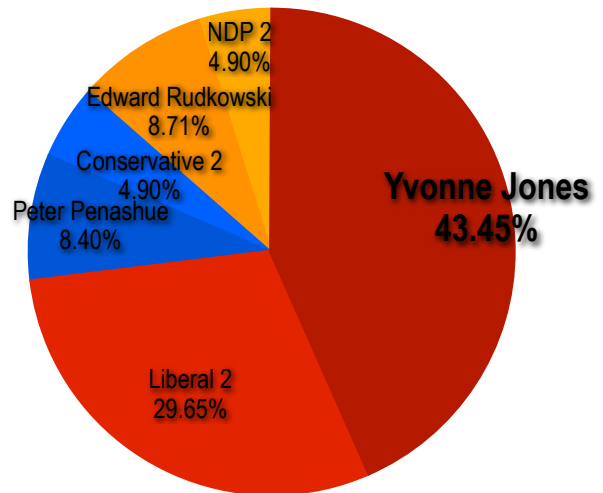
Liberal: 52.29% (**Seamus O'Regan**; +2.29 points)  
 Conservative: 5.56% (+5.56 points)  
 NDP: 41.03% (+41.03 points)  
 Green: 0.97% (+0.97 points)  
 Communist: 0.16% (+0.16 points)

### Long Range Mountains & Coast of Bays-Central-Notre Dame



Liberal: 74.29% (**Gudie Hutchings**; +24.29 points)  
 Conservative: 14.96% (14.96 points)  
 NDP: 8.94% (+8.94 points)  
 Green: 1.79% (+ 1.79 points)

### Labrador\*



Liberal: 73.10% (Yvonne Jones; +23.10 points)  
 Conservative: 13.30% (+13.30 points)  
 NDP: 13.61% (+13.61 points)

\*Hypothetical scenario with two candidates per party.

## **Newfoundland and Labrador region results:**

**Liberal:** 67.36 points = **1 seat (Scott Simms) + 17.37** points transferred.

**Conservative:** + **44.45** points transferred.

**NDP:** 74.76 points = **1 seat (Jack Harris) + 24.76** points transferred.

**Green:** + **3.44** points transferred.

**Communist:** + **0.16** points transferred.

**Forces et Démocratie:** + **0.11** points transferred.

\*Parties win 1 seat for every 50 points pooled.

\*Leftover points are transferred to the Atlantic Region.

\*Since Newfoundland and Labrador would have 4 single-member ridings, 8 Members of Parliament in total would be elected from this province, 2 from each riding—In this case 4 represent single-member ridings, 2 represent Newfoundland and Labrador, and the remaining 2 represent the Atlantic Region and/or National Region.

## **Newfoundland and Labrador members elected:**

### ***Avalon & Bonavista-Burin-Trinity***

- Judy Foote (Riding member - Liberal)
- To be determined.

### ***St. John's East & St. John's South-Mount Pearl***

- Seamus O'Regan (Riding member - Liberal)
- Jack Harris (NL member - NDP)

### ***Long Range Mountains & Coast of Bays-Central-Notre Dame***

- Gudie Hutchings (Riding member - Liberal)
- Scott Simms (NL member - Liberal)

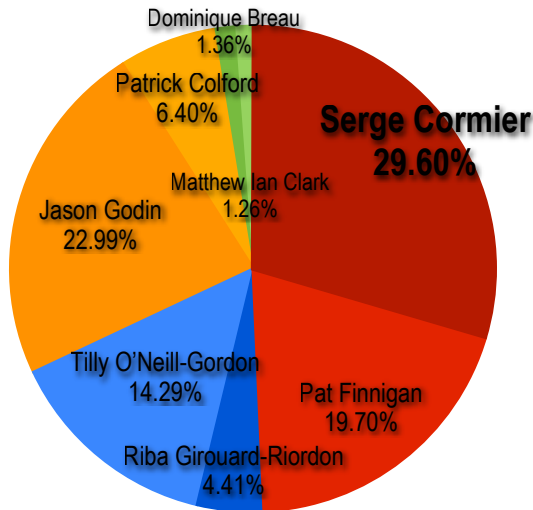
### ***Labrador***

- Yvonne Jones (Riding member - Liberal)
- To be determined.

# New Brunswick, 2015

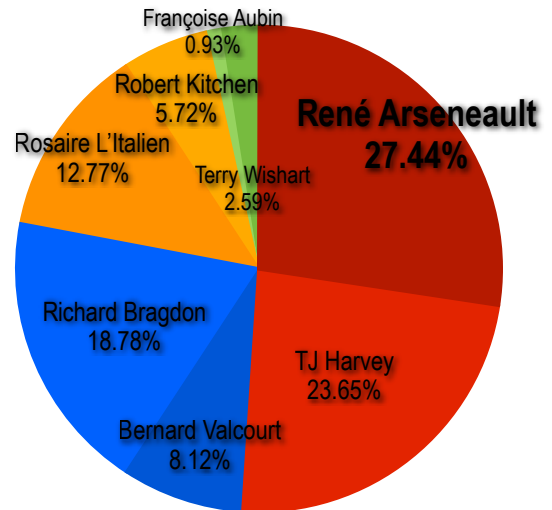
## Proportional-First-Past-the-Post simulation

### Acadie-Bathurst & Mirimichi-Grand Lake



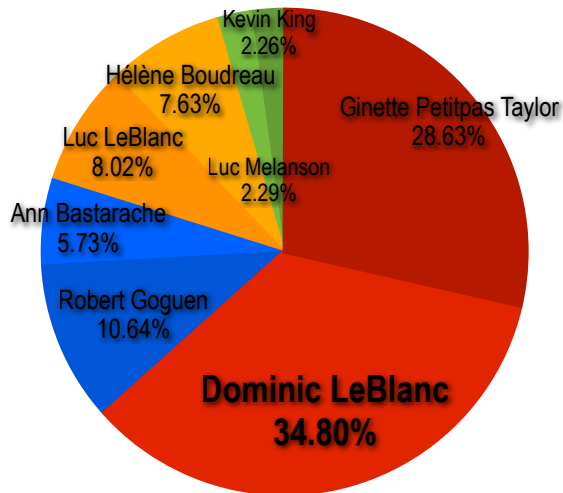
Liberal: 49.30 % (**Serge Cormier elected;**  
-0.70 points)  
 Conservative: 18.70% (+18.70 points)  
 NDP: 29.39% (+29.39 points)  
 Green: 2.62% (+2.62 points)

### Madawaska-Restigouche & Tobique-Mactaquac



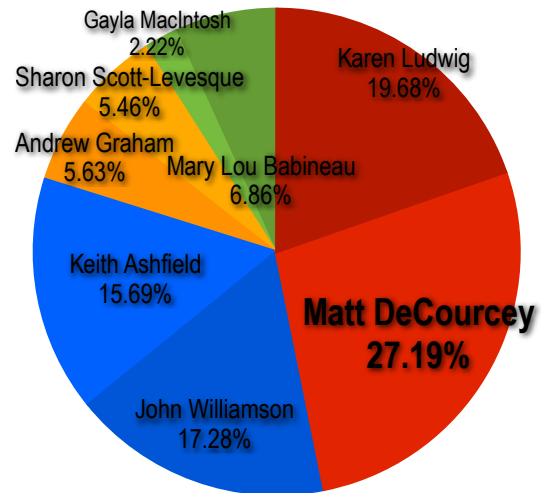
Liberal: 51.09% (**René Arseneault elected;**  
+1.09 points)  
 Conservative: 26.90% (+26.90 points)  
 NDP: 18.49% (+18.49 points)  
 Green: 3.52% (+3.52 points)

### Moncton-Riverview-Dieppe & Beauséjour



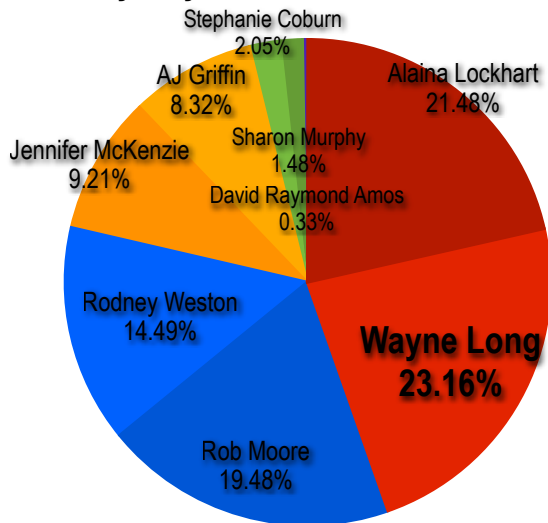
Liberal: 63.43% (**Dominic LeBlanc elected;**  
+13.43 points)  
 Conservative: 16.37% (+16.37 points)  
 NDP: 15.65% (+15.65 points)  
 Green: 4.55% (+4.55 points)

### New Brunswick Southwest & Fredericton



Liberal: 46.87% (**Matt DeCoursey elected;**  
-3.13 points)  
 Conservative: 32.97% (+32.97 points)  
 NDP: 11.09% (+11.09 points)  
 Green: 9.08% (+9.08 points)

## Fundy Royal & Saint John-Rothesay



Liberal: 44.64% (**Wayne Long**; -5.36 points)  
 Conservative: 33.97% (+33.97 points)  
 NDP: 17.53% (+17.53 points)  
 Green: 3.53% (+3.53 points)  
 Independents: 0.33%

### New Brunswick Region results:

**Liberal:** +5.33 points transferred

**Conservative:** 128.91 = **2 seats (Rob Moore & Richard Bragdon)** + 28.91 points transferred.

**NDP:** 92.15 = **1 seat (Jason Godin)** + 42.15 points transferred.

**Green:** 23.30 points transferred.

\*Parties win 1 seat for every 50 points pooled.  
 \*Leftover points are transferred to the Atlantic Region.  
 \*Since New Brunswick would have 5 single-member ridings, 10 Members of Parliament in total would be elected from this province, 2 from each riding—In this case 5 represent single-member ridings, 3 represent New Brunswick, and the remaining 2 represent the Atlantic Region and/or National Region.

### New Brunswick members elected:

#### **Acadie-Bathurst & Miramichi-Grand Lake**

- Serge Cormier (Riding member - Liberal)
- Jason Godin (NB member - NDP)

#### **Madawaska-Restigouche & Tobique-Mactaquac**

- René Arseneault (Riding member - Liberal)
- Richard Bragdon (NB member - Conservative)

#### **Moncton-Riverview-Dieppe & Beauséjour**

- Dominic LeBlanc (Riding member - Liberal)
- To be determined.

#### **New Brunswick Southwest & Fredericton**

- Matt DeCoursey (Riding member - Liberal)
- To be determined.

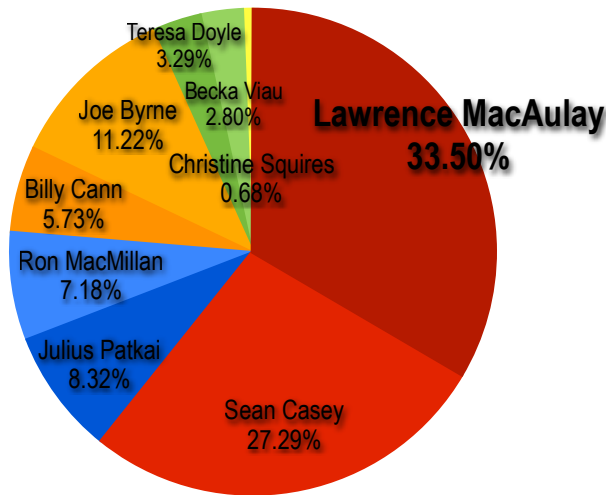
#### **Fundy Royal & Saint John Rothesay**

- Wayne Long (Riding member - Liberal)
- Rob Moore (NB member - Conservative)

# Prince Edward Island, 2015

## Proportional-First-Past-the-Post simulation

### Cardigan & Charlottetown



Liberal: 60.78% (**Lawrence MacAulay**; +10.78 points)  
 Conservative: 15.51% (+15.51 points)  
 NDP: 16.95% (+16.95 points)  
 Green: 6.08% (+6.08 points)  
 Christian Heritage: 0.68% (+0.68 points)

#### Prince Edward Island region results:

**Liberal:** 16.61 points transferred.

**Conservative:** 38.62 points transferred.

**NDP:** 32.02 points transferred.

**Green:** 12.07 points transferred.

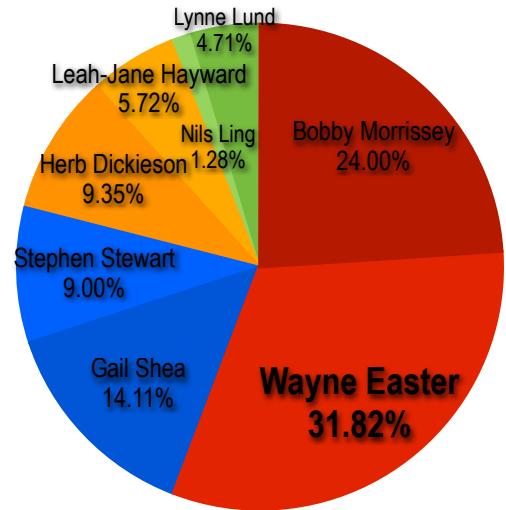
**Christian Heritage:** 0.68 points transferred.

\*Parties win 1 seat for every 50 points pooled.

\*Leftover points are transferred to the Atlantic Region.

\*Since Prince Edward Island would have 2 single-member ridings, 4 Members of Parliament in total would be elected from this province, 2 from each riding —In this case 2 represent single-member ridings, and the remaining 2 represent the Atlantic Region and/or National Region.

### Egmont & Malpeque



Liberal: 55.83% (**Wayne Easter**; +5.83 points)  
 Conservative: 23.11% (+23.11 points)  
 NDP: 15.07% (+15.07 points)  
 Green: 5.99% (+5.99 points)

#### Prince Edward Island members elected:

##### Cardigan & Charlottetown

- Lawrence MacAulay (Riding member - Liberal)
- To be determined.

##### Egmont & Malpeque

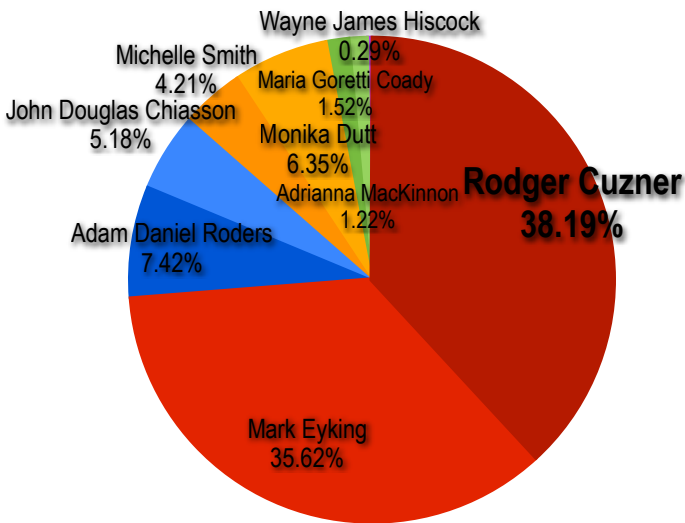
- Wayne Easter (Riding member - Liberal)
- To be determined.



# Nova Scotia, 2015

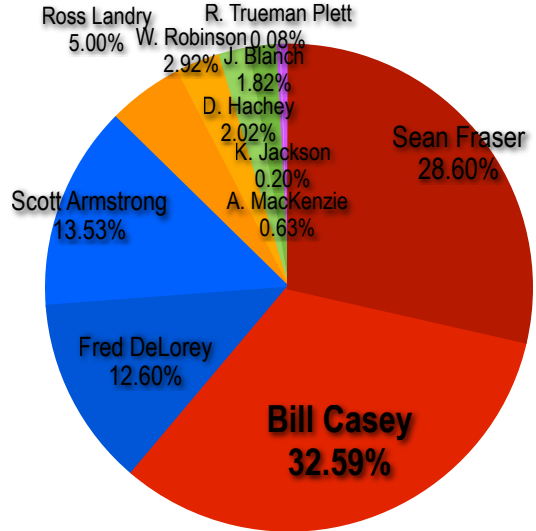
## Proportional-First-Past-the-Post simulation

### Cape Breton-Canso & Sydney-Victoria



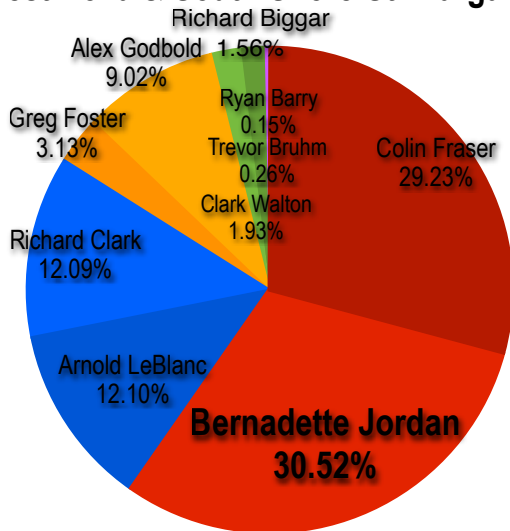
Liberal: 73.81% (**Rodger Cuzner**; +23.81 points)  
 Conservative: 12.60% (+12.60 points)  
 NDP: 10.56% (+10.56 points)  
 Green: 2.74% (+2.74 points)  
 Libertarian: 0.29% (+0.29 points)

### Central Nova & Cumberland-Colchester



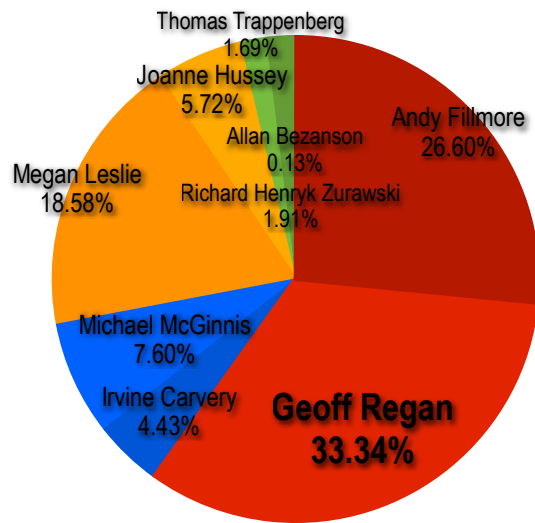
Liberal: 61.19% (**Bill Casey**; +11.19 points)  
 Conservative: 26.13% (+26.13 points)  
 NDP: 7.92% (+7.92 points)  
 Green: 3.84% (+3.84 points)  
 Independents: 0.91%

### West Nova & South Shore-St. Margarets



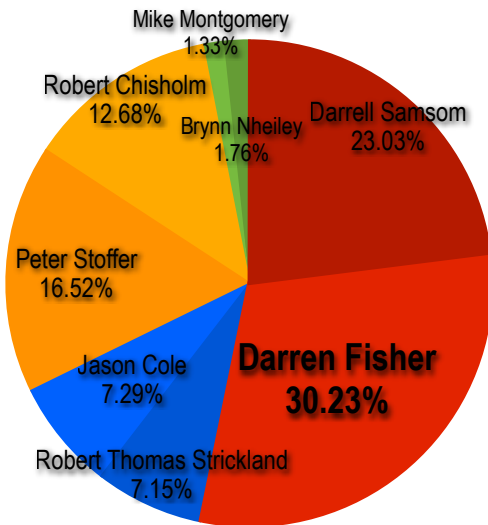
Liberal: 59.75% (**Bernadette Jordan**; +9.75 points)  
 Conservative: 24.19% (+24.19 points)  
 NDP: 12.15% (+12.15 points)  
 Green: 3.49% (+3.49 points)  
 Communist: 0.15% (+0.15 points)  
 Independents: 0.26%

### Halifax & Halifax West



Liberal: 59.94% (**Geoff Regan**; +9.94 points)  
 Conservative: 12.03% (+12.03 points)  
 NDP: 24.30% (+24.30 points)  
 Green: 3.60% (+3.60 points)  
 Marxist-Leninist: 0.13% (+0.13 points)

## Sackville-Preston-Chezzetcook & Dartmouth-Cole Harbour



Liberal: 53.26% (**Darren Fisher**; +3.26 points)

Conservative: 14.44% (+14.44 points)

NDP: 29.20% (29.20+ points)

Green: 3.09% (+3.09 points)

### Nova Scotia region results:

**Liberal:** 80.30 points = **1 seat (Mark Eyking)** + **30.30** points transferred.

**Conservative:** 106.67 = **2 seats (Scott Armstrong & Arnold LeBlanc)** + **6.67** points transferred.

\*Central Nova & Cumberland-Colchester cannot elect 3 candidates so Fred Delorey is not elected.

**NDP:** 90.08 points = **1 seat (Megan Leslie)** + **40.08** points transferred.

**Green:** + **20.70** points transferred.

**Libertarian:** + **0.29** points transferred.

**Marxist-Leninist:** + **0.13** points transferred.

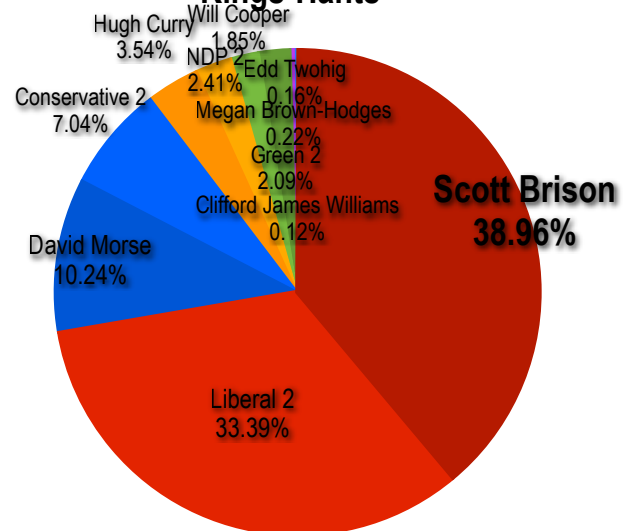
**Rhino:** + **0.22** points transferred.

\*Parties win 1 seat for every 50 points pooled.

\*Leftover points are transferred to the Atlantic Region.

\*Since Nova Scotia would have 6 single-member ridings, 12 Members of Parliament in total would be elected from this province, 2 from each riding—In this case 6 represent single-member ridings, 4 represent Nova Scotia, and the remaining 2 represent the Atlantic Region and/or National Region.

## Kings-Hants\*



Liberal: 72.35% (**Scott Brison**; +22.35 points)

Conservative: 17.28% (+17.28 points)

NDP: 5.95% (+5.95 points)

Green: 3.94% (+3.94 points)

Rhino: 0.22% (+0.22 points)

Independents: 0.40%

\*Hypothetical scenario with two candidates per party.

### Nova Scotia members elected:

#### Cape Breton-Canso & Sydney-Victoria

- Rodger Cuzner (Riding member - Liberal)
- Mark Eyking (NS member - Liberal)

#### Central Nova & Cumberland-Colchester

- Bill Casey (Riding member - Liberal)
- Scott Armstrong (NS member - Conservative)

#### West Nova & South Shore-St. Margarets

- Bernadette Jordan (Riding member - Liberal)
- Arnold LeBlanc (NS member - Conservative)

#### Halifax & Halifax West

- Geoff Regan (Riding member - Liberal)
- Megan Leslie (NS member - NDP)

#### Sackville-Preston-Chezzetcook & Dartmouth-Cole Harbour

- Darren Fisher (Riding member - Liberal)
- To be determined.

#### Kings-Hants

- Scott Brison (Riding member - Liberal)
- To be determined.

# Atlantic Region Results, 2015

## Proportional-First-Past-the-Post simulation

### Transferred from Nova Scotia:

Liberal: +30.30 points  
Conservative: +6.67 points  
NDP: +40.08 points  
Green: +20.70 points  
Libertarian: +0.29 points  
Rhino: +0.22 points  
Marxist-Leninist: +0.13 points

### Transferred from Newfoundland and Labrador:

Liberal: +17.37 points  
Conservative: +44.45 points  
NDP: +24.76 points  
Green: +3.44 points  
Communist: +0.16 points  
Forces et Démocratie: +0.11 points

### Transferred from Prince Edward Island:

Liberal: +16.61 points  
Conservative: +38.62 points  
NDP: +32.02 points  
Green: +12.07 points  
Christian Heritage: +0.68 points

### Transferred from New Brunswick:

Liberal: +5.33 points  
Conservative: +28.91 points  
NDP: +42.15 points  
Green: +23.30 points

### Points pooled in Atlantic Region:

**Liberal:** 69.61 = **1 seat** + 19.61 points transferred to National Region

- 4th Atlantic seat: Nova Scotia - "Liberal 2" (19.61 points leftover - transferred to National Region)

**Conservative:** 118.65 = **2 seats** + 18.65 points transferred to National Region

- 2nd Atlantic seat: Newfoundland and Labrador - Peter Penashue (68.65 points left)
- 5th Atlantic seat: Prince Edward Island - Gail Shea (18.65 points leftover - transferred to National Region)

**NDP:** 139.01 = **2 seats** + 39.01 points transferred to National Region

- 1st Atlantic seat: Nova Scotia - Peter Stoffer (89.01 points left)
- 3rd Atlantic seat: New Brunswick - Luc LeBlanc (39.01 points leftover - transferred to National Region)

**Green:** 59.51 = **1 seat** + 9.51 points transferred to National Region

- 6th Atlantic seat: Prince Edward Island - Teresa Doyle (9.51 points leftover - transferred to National Region)

**Christian Heritage:** 0.68 points transferred to National Region

**Libertarian:** 0.29 points transferred to National Region

**Rhino:** 0.22 points transferred to National Region

**Marxist-Leninist:** 0.13 points transferred to National Region

**Forces et Démocratie:** 0.11 points transferred to National Region

**Communist:** 0.16 points transferred to National Region

## **Riding Summary Atlantic Simulation Proportional-First-Past-the-Post**

### **New Brunswick members elected:**

#### ***Acadie-Bathurst & Mirimichi-Grand Lake***

- Serge Cormier (Riding member - Liberal)
- Jason Godin (NB member - NDP)

#### ***Madawaska-Restigouche & Tobique-Mactaquac***

- René Arseneault (Riding member - Liberal)
- Richard Bragdon (NB member - Conservative)

#### ***Moncton-Riverview-Dieppe & Beauséjour***

- Dominic LeBlanc (Riding member - Liberal)
- Luc LeBlanc (Atlantic member - NDP)

#### ***New Brunswick Southwest & Fredericton***

- Matt DeCoursey (Riding member - Liberal)
- To be determined (National member)

#### ***Fundy Royal & Saint John Rothesay***

- Wayne Long (Riding member - Liberal)
- Rob Moore (NB member - Conservative)

### **Newfoundland and Labrador members elected:**

#### ***Avalon & Bonavista-Burin-Trinity***

- Judy Foote (Riding member - Liberal)
- To be determined (National member)

#### ***St. John's East & St. John's South-Mount Pearl***

- Seamus O'Regan (Riding member - Liberal)
- Jack Harris (NL member - NDP)

#### ***Long Range Mountains & Coast of Bays-Central-Notre Dame***

- Gudie Hutchings (Riding member - Liberal)
- Scott Simms (NL member - Liberal)

#### ***Labrador***

- Yvonne Jones (Riding member - Liberal)
- Peter Penashue (Atlantic member - Conservative)

### **Nova Scotia members elected:**

#### ***Cape Breton-Canso & Sydney-Victoria***

- Rodger Cuzner (Riding member - Liberal)
- Mark Eyking (NS member - Liberal)

#### ***Central Nova & Cumberland-Colchester***

- Bill Casey (Riding member - Liberal)
- Scott Armstrong (NS member - Conservative)

#### ***West Nova & South Shore-St. Margarets***

- Bernadette Jordan (Riding member - Liberal)
- Arnold LeBlanc (NS member - Conservative)

#### ***Halifax & Halifax West***

- Geoff Regan (Riding member - Liberal)
- Megan Leslie (NS member - NDP)

#### ***Sackville-Preston-Chezzetcook & Dartmouth-Cole Harbour***

- Darren Fisher (Riding member - Liberal)
- Peter Stoffer (Atlantic member - NDP)

#### ***Kings-Hants\****

- Scott Brison (Riding member - Liberal)
- "Liberal 2\*" (Atlantic member - Liberal)

\*Scenario with hypothetical second set of candidates per party in this riding since Nova Scotia had an odd number of ridings (11).

### **Prince Edward Island members elected:**

#### ***Cardigan & Charlottetown***

- Lawrence MacAulay (Riding member - Liberal)
- Teresa Doyle (Atlantic member - Green)

#### ***Egmont & Malpeque***

- Wayne Easter (Riding member - Liberal)
- Gail Shea (Atlantic member - Conservative)

#### ***Atlantic seat totals so far\*:***

Liberal: 20 seats

Conservative: 6 seats

NDP: 5 seats

Green: 1 seat

\*2 more seats to be determined

*At this point, 32 of the 34 members in Atlantic Canada have been elected. Two remaining candidates from the ridings of Avalon & Bonavista-Burin-Trinity (NL) and New Brunswick Southwest & Fredericton (NB) will be elected to represent the National Region.*